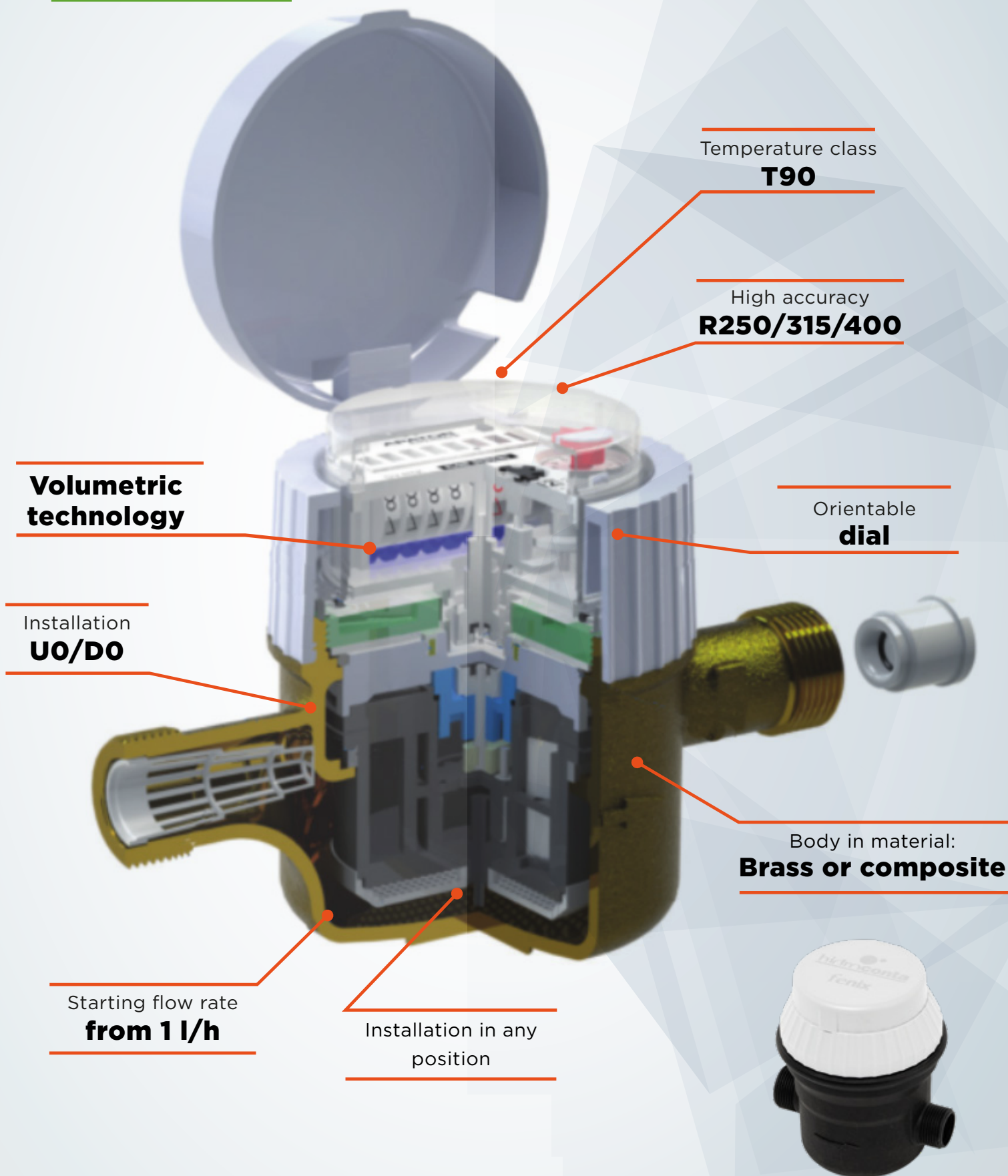


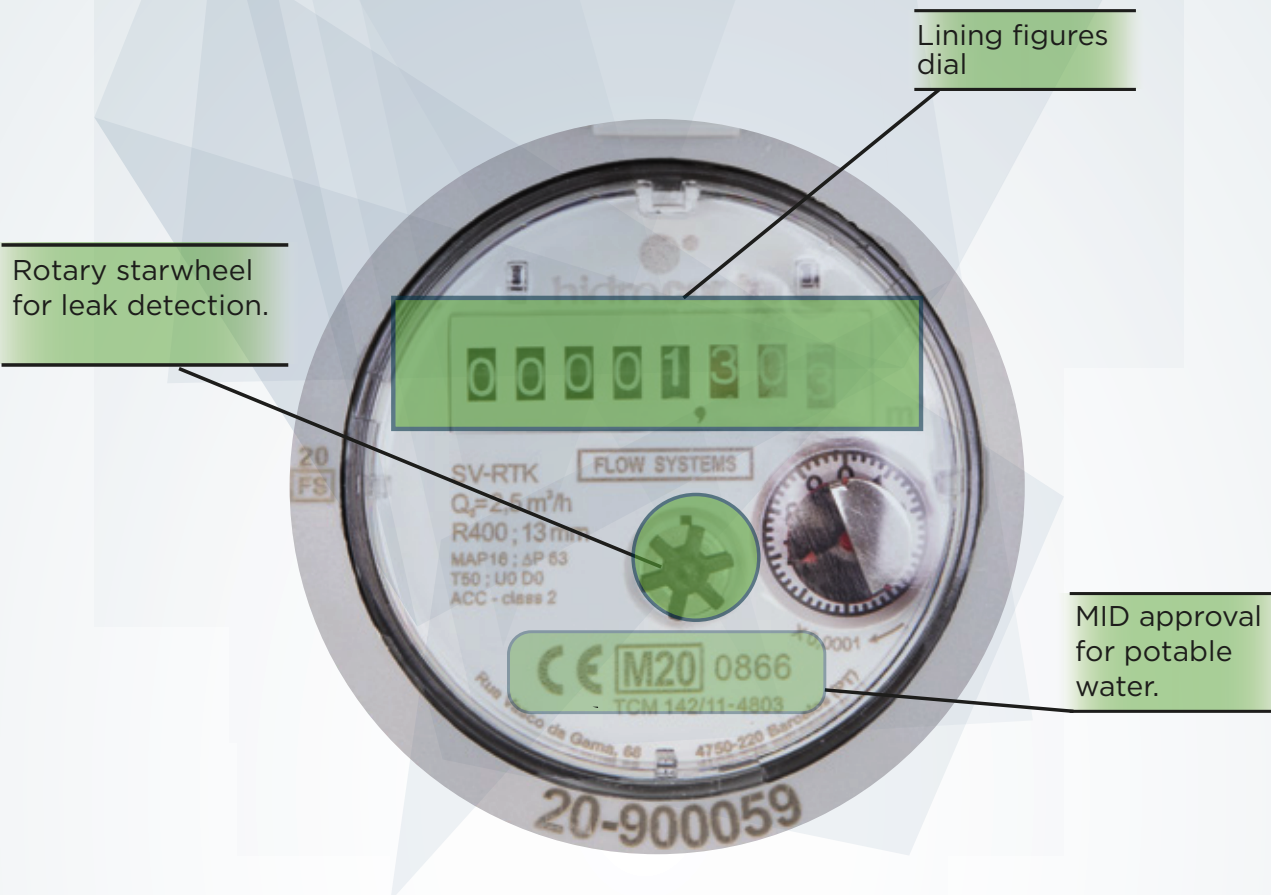
# WATER METERS



# fenix

# fenix





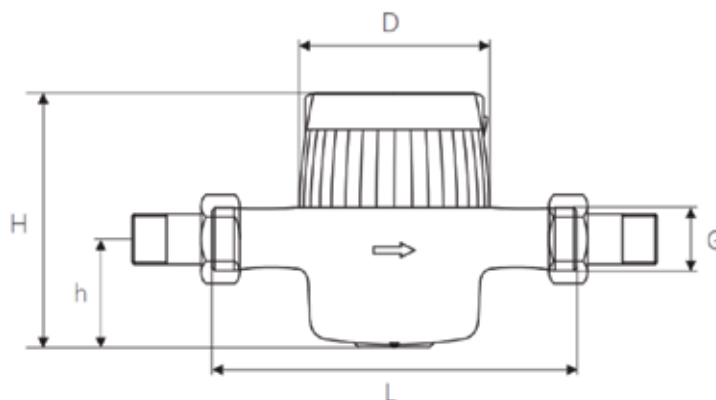
## Technical specifications

- ✓ - Temperature class T50.
- ✓ - Copper alloy body for sizes DN13 to DN 40 and plastic for sizes DN-13 and DN-15 mm.
- ✓ - Direct reading in 8-digit roller counter indicating m<sup>3</sup>.
- ✓ - Completely dry and unsumerged dial.
- ✓ - The dial can be turned manually: For reading in any position.
- ✓ - MID approval for potable water. Directive 2014/32 / EU.
- ✓ - Straight sections are not necessary at the meter input or output U0-D0.



## Dimensions

Calibre		h	H	L	D	Weight with Coupling	Weight with Coupling	Material
mm	Inch	mm				Kg		
13	1/2"	28	130	115	97	0,66	G 3/4	Composite
15	1/2"	28	130	115	97	0,64	G 3/4	Composite
13	1/2"	28	114	115	84	1,24	G 3/4	Brass
15	1/2"	28	114	115 /165	84	1,20	G 3/4	Brass
20	3/4"	55	130	190	90	1,30	G 1	Brass
25	1"	50	140	260	103	2,50	G 1 1/4	Brass
32	1-1/4"	60	158	260	140	4,34	G 1 1/2	Brass
40	1-1/2"	70	181	300	170	6,72	G2	Brass



## Technical specifications

Calibre		Q <sub>4</sub>	Q <sub>3</sub>	Q <sub>2</sub>	Q <sub>1</sub>	Starting Flow Rate	Minimum Reading	Maximum Reading	Ratio	Body Marterial
mm	Inch	m <sup>3</sup> /h				l/h	m <sup>3</sup>			
13	1/2"	3,125	2,5	0,013	0,008	1	0,00002	99 999	315	Composite
15	1/2"	3,125	2,5	0,013	0,008	1	0,00002	99 999	315	Composite
13	1/2"	3,125	2,5	0,010	0,006	1	0,00002	99 999	400	Brass
15	1/2"	3,125	2,5	0,010	0,006	1	0,00002	99 999	400	Brass
20	3/4"	5	4	0,016	0,010	2	0,00002	99 999	400	Brass
25	1"	7,875	6,3	0,032	0,020	5	0,00002	99 999	315	Brass
32	1-1/4"	12,5	10	0,064	0,040	10	0,00002	99 999	250	Brass
40	1-1/2"	20	16	0,102	0,064	20	0,00002	99 999	250	Brass





## Working conditions

Room temperature	Maximum pressure
0.1 °C ~ 50 °C	≤ 16 bar

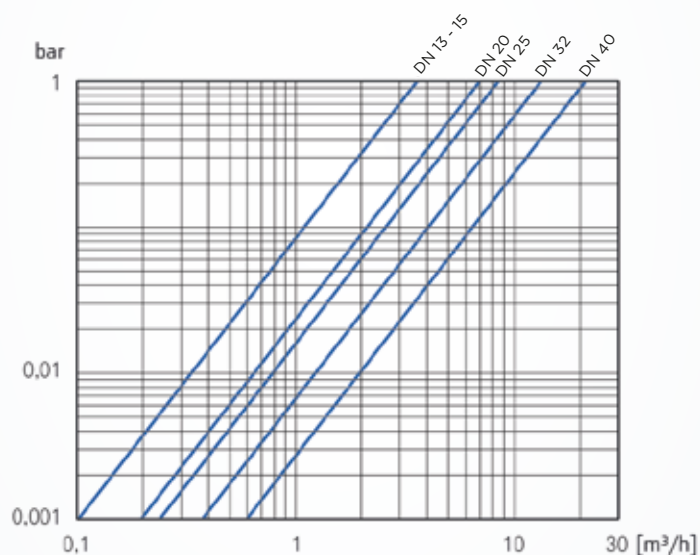


## Maximum permissible error

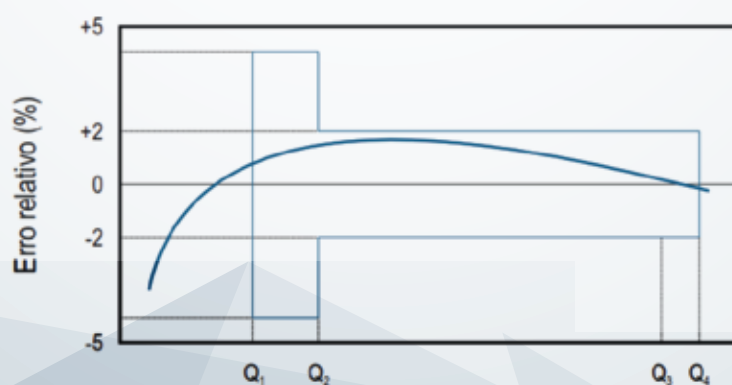
Range	Error ( % )
$Q_1 \leq Q < Q_2$	± 5%
$Q_2 \leq Q \leq Q_4$	± 2%



## Pressure loss curve



## Flow error curve



## Installation instructions

- The meters must always be full of water when operating, minimum pressure 0,3 bar, and installed below the slope of the rest of the pipeline. This stops air pockets from forming inside.
- If there is air in the pipeline, suckers must be fitted to avoid incorrect readings. If the water in the pipeline contains large suspended particles, an initial screening filter should be installed.
- Fit a valve upstream from the meter to facilitate maintenance or repair.
- A new pipeline should be drained before fitting a meter to eliminate particles.
- Do not force the meter during assembly; avoid tension or torsional stress, especially to the threaded connections.



## FAQ

### 1- Which is the difference between dry dial, wet dial and semi-dry water meter dial?

On water meters with dry dial the reading mechanism (clock) is tightly separated from the wet chamber of the meter.

On Wet dial water meter the watch is totally immersed in the fluid.

For water meters with semi-dry dial, the reading mechanism is totally immersed in the fluid but the dial is partially serrated and protected by a sealed capsule.

### 2- What are the ranges of measurement and precision?

The measuring range of the meters is determined by the Directive MID 2014/32 / UE establishing the ratio between the value of the permanent flow (Q3) and that of the minimum flow (Q1). The water meter can measure up to the maximum flow rate (Q4) for short periods of time without deterioration. The maximum permissible error, positive or negative, in volumes between the transition flow (Q2) (included) and the overload flow (Q4) would be 2% with a water temperature  $\leq 30^{\circ} \text{C}$ .

The maximum permissible error, positive or negative, in volumes between the minimum flow rate (Q1) and the transition flow (Q2) (excluded) would be 5%.

### 3- The MID directive and its compliance

The MID Directive (2014/32 / EU Measuring Instruments Directive) is a directive of the European Union whose purpose is to harmonize the different aspects of Legal Metrology in the member states.

The most important aspect of this directive is that equipment in possession of a MID certificate can be used in the EU.



## FENIX WATER METER

WHEN WATER COUNTS

CUANDO EL AGUA ES LO QUE CUENTA

[www.hidroconta.com](http://www.hidroconta.com)

Ctra. Sta Catalina, 60  
Murcia (30012)  
España

T: +34 968 26 77 88  
F: +34 968 34 11 49

[hidroconta@hidroconta.com](mailto:hidroconta@hidroconta.com)

Hidroconta se exime de responsabilidad respecto a errores de la información expuesta en este documento, la cual podrá ser modificada sin previo aviso. Todos los derechos están reservados. © Copyright 2020 HIDROCONTA, S.A.U.

